



## Amarr® by Design AD4000

### Custom Wood Carriage House Garage Doors



Terry design with Santiago handles (stained by homeowner)

**Get the neighbors talking.** Made in America by skilled craftsmen, Amarr by Design wood garage doors are handcrafted for reliable performance and long-lasting beauty. Choose from one of our popular carriage house styles or submit your own unique design. Pick from an array of wood options, windows and decorative hardware to create a truly unique, one-of-a-kind door. Amarr by Design. Get a gorgeous door, and a great conversation piece.

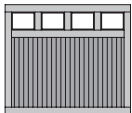


Lowry design (painted by homeowner)

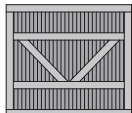
#### DESIGNS

Unlimited design options.


PRESTON



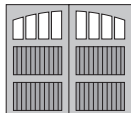
SUTCLIFFE



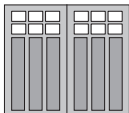
4000 (closed arch)



3000 (custom)



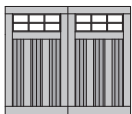
7010 (i)



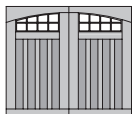
7020 (i)



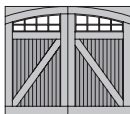
RUNION




CURTIS




LOWRY



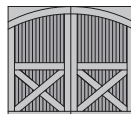
ROBERTS



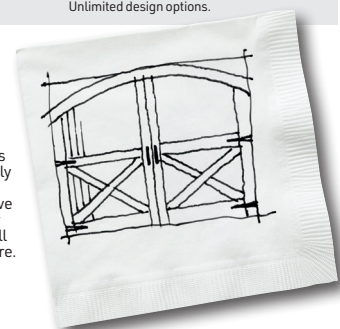
EASTON



TERRY

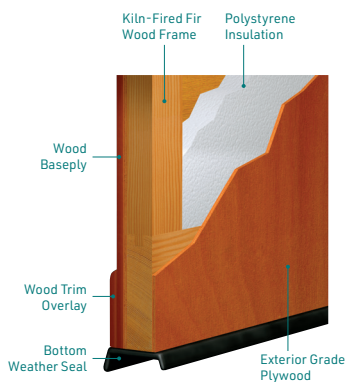


Custom designs available. Simply draw your own unique door, give it to your Amarr dealer, and we'll take it from there.



Amarr® by Design

Construction



WOOD

AD4000

Wood + Insulation + Wood

- Unlimited Custom Carriage House Designs
- Multiple Wood Options
- Paint or Stain Grade Wood
- Environmentally Safe Polystyrene Thermal Insulation
- Energy Efficient

Specifications

	AMARR® BY DESIGN AD4000
<b>PANEL DESIGNS</b>	
Carriage House	Unlimited Designs
<b>CONSTRUCTION*</b>	
Wood + Insulation + Wood	•
<b>DOOR THICKNESS</b>	3" (7.6cm)
<b>WOOD BASEPLY OPTIONS</b>	
5/8" MDO Plywood (paint grade only)	•
1/2" Marine Grade Plywood	•
5/8" Incense Cedar	•
5/8" Clear Vertical Grain Cedar	•
5/8" Red Grandis	•
5/8" Mahogany	•
Other materials available upon request	•
<b>TRIM OVERLAY OPTIONS</b>	
5/8" Moisture- and Rot-resistant Extruded Exterior Panel (paint grade only)	•
5/8" Incense Cedar	•
5/8" Clear Vertical Grain Cedar	•
5/8" Red Grandis	•
5/8" Mahogany	•
Other materials available upon request	•
<b>OPTIONAL WOOD DISTRESSING</b>	•
<b>SECTION HEIGHT OPTIONS</b>	18", 21", 28" or 32"
<b>POLYSTYRENE INSULATION</b> (1 3/8" thick)	•
<b>R-VALUE</b>	9.0
<b>BOTTOM WEATHERSEAL</b>	•
<b>DECORATIVE WINDOW OPTIONS</b>	
1/8" (0.32cm) Double Strength	•
Insulated	•
<b>OPTIONAL DECORATIVE HARDWARE</b>	•
<b>WIND LOAD<sup>1</sup> AVAILABLE*</b>	•
<b>FIRE RATED DOORS AVAILABLE<sup>2</sup></b>	•
<b>SECTION WARRANTY<sup>3</sup></b>	1 Year

<sup>1</sup> It is your responsibility to make sure your garage door meets local building codes.

<sup>2</sup> Optional: Special-designed doors meet guidelines for CA Building Codes for use in Wildfire Urban Interface (WUI). Fire-rated doors with insulated and tempered glass windows available.

<sup>3</sup> For complete warranty details, visit amarr.com or contact your local Amarr dealer.

\* Optional: Wood-on-steel section construction is available. Some wind load pressures may require wood-on-steel section construction.

Doors are shipped natural. Priming is available for paint grade doors. All doors require finishing on all six (6) sides of each section within two days of receipt of door(s) and prior to installation. Visit amarr.com for finishing recommendations.

HARDWARE SPECIFICATIONS

**TRACK:** 2" industrial grade galvanized .083 horizontal and vertical track. Standard lift 25C-15" radius or 2LC-6" low headroom clearance. For doors over 650 lbs, 3" track.

**HINGES:** Up to 12": Single-end 11ga graduated galvanized. 12" and over: Double-end 11ga graduated galvanized.

**ROLLERS:** 2" nylon 10-ball bearing commercial rollers (short stem for up to 12"; long stem for 12" and over).

**STRUTS:** 3" galvanized struts

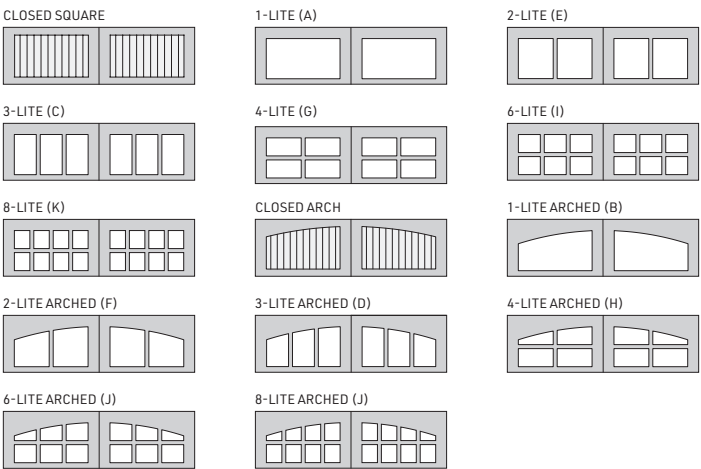
Doors available in various heights and widths. Hardware specifications are consistent with doors not exceeding 18' wide and 10' high. Requirements escalate with door size and weight and have limitations. Contact your local Amarr dealer for specific details.

**COUNTER BALANCE:** 10,000 cycle torsion springs, cast aluminum cable drums, 1" diameter 11ga torsion tube. For doors over 650 lbs, solid core steel shaft and coupler if exceeding 151" in length.

**FASTENERS:** Cadmium plated fasteners (standard) for on-door hardware and securing tracks to jambs. All hinge fasteners are factory installed with concealed bolt heads (under the trim overlay).

**OPERATION:** Manual push-up. No lock assembly is supplied. Electric openers with 3/4 hp recommended for best possible operation.

Top Sections



Wood Choices

Other types of wood available upon request. Doors are shipped natural and require finishing upon receipt and prior to installation.

INCENSE CEDAR



CLEAR VERTICAL GRAIN CEDAR



WOOD DISTRESSING



For a weathered effect, wirebrush distressing is available on any Amarr By Design door.

RED GRANDIS

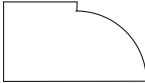


MAHOGANY



Edge Profiles for Trim Overlay

OGEEDGE



SQUARE EDGE



EASED EDGE



EASED EDGE DETAIL



Optional Decorative Hardware

No matter what style of wood carriage house door you choose, we have beautiful decorative hardware to match your design. Visit amarr.com or contact your local Amarr dealer.



**Amarr Company**  
165 Carriage Court  
Winston-Salem, NC 27105  
800.503.DOOR  
www.amarr.com

YOUR LOCAL AMARR DEALER:

Door specifications and technical data subject to change without notice.

Sectional door products from Amarr Company may be the subject of one or more U.S. and/or foreign, issued and/or pending, design and/or utility patents.

Part of ASSA ABLOY

Amarr as word and logo are trademarks belonging to Amarr Company, owned by ASSA ABLOY.

©ASSA ABLOY  
Printed in USA Form #6500825/5M/RRD